


Prova orale n. 1

Gestione della triplice terapia di associazione nel paziente con SCA e fibrillazione atriale

A handwritten signature in black ink, consisting of several stylized, overlapping loops and lines.


PROVA NON SOSTEGGIATA

11/9/22

A handwritten signature in black ink, featuring a large, sweeping initial letter followed by a horizontal line.


Prova orale n. 2

Gestione del Paziente con alto rischio CV, target del colesterolo e scelta terapeutica

Handwritten initials or signature consisting of four distinct characters arranged in a 2x2 grid. The top-left character is a stylized 'A', the top-right is a stylized 'M', the bottom-left is a stylized 'P', and the bottom-right is a stylized 'G'.


PROVA NON SOSTEGGIATA

11/4/22

A large, stylized handwritten signature or mark, possibly representing the letter 'R'.


Prova orale n. 3

Sindrome Coronarica Cronica, quali test per studio della riserva coronarica sono raccomandati

Handwritten scribbles or initials, possibly representing a signature or a set of initials, located in the upper right quadrant of the page.

PROVA SOSPESA

11/4/22

A handwritten signature, possibly reading 'P. S.', located at the bottom center of the page.